



INSTITUTO NACIONAL DE ESTATÍSTICA
STATISTICS PORTUGAL

ec.europa.eu/eurostat



» INE Portugal

Serviço de Apoio às Estatísticas Europeias em Portugal «

Serviço de Difusão




IPB – Bragança, 18/11/2011





Serviço




- 
- Providenciar apoio no acesso a informação Estatística Europeia
 - Apoio Clientes – Pesquisa Informação no site do Eurostat
 - Promover a informação Estatística Europeia




Website EUROSTAT

European Commission > Eurostat > Home

Home Statistics Publications About Eurostat User support

 **Statistics Database**

 **Release Calendars**

Most popular database tables


- › GDP per capita in PPS
- › Real GDP growth rate
- › Total population
- › Unemployment rate
- › Employment rate
- › Inflation (monthly)
- › Inflation rate (annual)

Selected Statistics








- › Europe 2020 indicators
- › Euroindicators/PEEIs
- › Sustainable development indicators
- › Government finance
- › Prices (HICP)

Selected Publications

- › Eurostat Yearbook
- › European Business
- › Income and living conditions in Europe






 **Energy, transport and environment indicators**

Latest news releases Press centre | RSS


	01.04.2011	Latest figures on the demographic challenges in the EU
	01.04.2011	Euro area unemployment rate at 9.9%
	31.03.2011	Euro area inflation estimated at 2.6%
	29.03.2011	The number of asylum applicants registered in the EU27 stable around 260 000 in 2010
	23.03.2011	Industrial new orders up by 0.1% in euro area
	22.03.2011	Road freight transport down by 10% and rail freight by 17% in 2009
	18.03.2011	Euro area external trade deficit 14.8 bn euro

[Full list](#)


Latest updates of Statistics Explained

	01.04.2011	Updated: Unemployment statistics
	30.03.2011	New: Road freight transport statistics
	28.03.2011	New: Electricity market indicators
	23.03.2011	New: Global value chains - international sourcing to China and India
	16.03.2011	Updated: Labour cost index - recent trends

Search


 [Log in](#) | [Register](#) | [Log off](#)

Statistics Explained




Your guide to European statistics

Country profiles



In the spotlight



- › How Eurostat complies with the European Statistics Code of Practice
- › Financial Crisis
- › Climate change
- › GDP and beyond

Competition for Administrators (AD5 and AD7) in the fields of Statistics - European

Internet | Modo Protegido: Activado



INSTITUTO NACIONAL DE ESTATÍSTICA
STATISTICS PORTUGAL



Website EUROSTAT



➤ Acesso directo às Bases de dados do Eurostat;

➤ Calendário de divulgação de News releases de Euro Indicators (indicadores económicos de curto prazo), bem como ligações a calendários de divulgação dos Estados Membros.

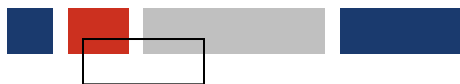
➤ Acesso directo a tabelas predefinidas dos principais indicadores, tais como o PIB e sua evolução, População, Emprego/Desemprego e Inflação.

➤ Acesso directo a grupos de indicadores que medem a evolução das Políticas de Estratégia da União Europeia .

➤ Acesso directo às publicações mais importantes, editadas pelo Eurostat, bem como à mais recente.



Website EUROSTAT



➤ Acesso à área de pesquisa e registo. Como utilizador registado tem acesso a mais ferramentas de extracção de dados das bases de dados.

➤ Acesso á ferramenta que é um guia às Estatísticas Europeias. É uma enciclopédia complementada com um glossário Estatístico e que providencia ajuda na compreensão da informação estatística e sua terminologia.

➤ Ferramenta que permite construir mapas á medida das necessidades, permitindo seleccionar os países e indicadores para os quais se pretende obter comparação

➤ Área utilizada para divulgação de eventos relacionados com a informação estatística Europeia

















INSTITUTO NACIONAL DE ESTATÍSTICA
STATISTICS PORTUGAL

Website EUROSTAT

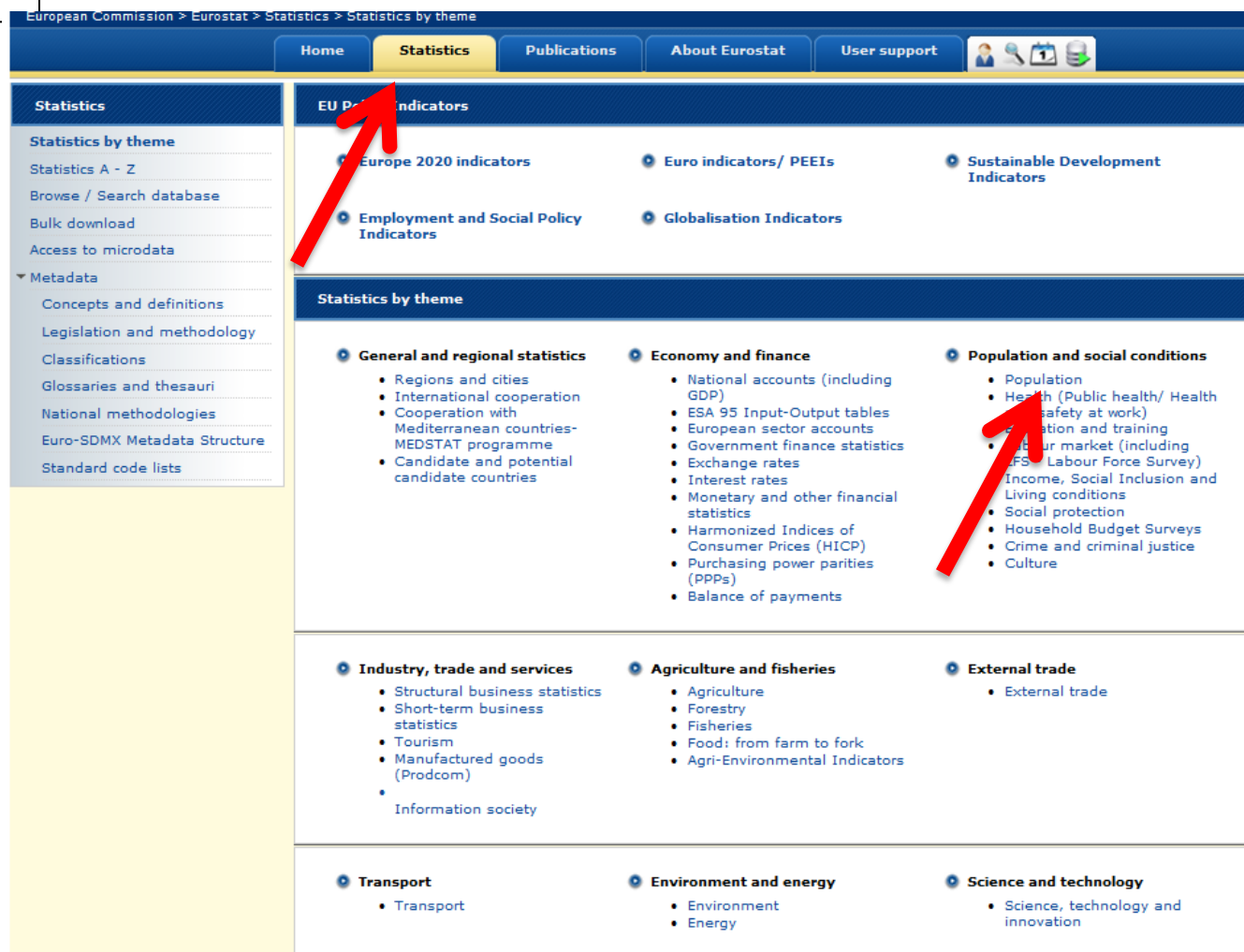
➤ Área de divulgação diária de News Releases

➤ Apresentação das mais recentes Statistics in Focus e Data in Focus

Home	Statistics	Publications	About Eurostat	User support
Latest news releases				Press centre RSS
	01.04.2011	Latest figures on the demographic challenges in the EU		
	01.04.2011	Euro area unemployment rate at 9.9%		
	31.03.2011	Euro area inflation estimated at 2.6%		
	29.03.2011	The number of asylum applicants registered in the EU27 stable around 260 000 in 2010		
	23.03.2011	Industrial new orders up by 0.1% in euro area		
	22.03.2011	Road freight transport down by 10% and rail freight by 17% in 2009		
	18.03.2011	Euro area external trade deficit 14.8 bn euro		
				Full list
Latest updates of Statistics Explained				
	01.04.2011	Updated: Unemployment statistics		
	30.03.2011	New: Road freight transport statistics		
	28.03.2011	New: Electricity market indicators		
	23.03.2011	New: Global value chains - international sourcing to China and India		
	16.03.2011	Updated: Labour cost index - recent trends		
Statistics in focus				
	29.03.2011	Goods trade with Latin America rebounds between 2009 and 2010; EU trade deficit falls by a third - Issue number 15/2011		
	23.03.2011	The Mediterranean and Black Sea basins - Issue number 14/2011		

➤ Divulgação dos mais recentes “updates” da ferramenta Statistics Explained

Website EUROSTAT



European Commission > Eurostat > Statistics > Statistics by theme

Home **Statistics** Publications About Eurostat User support

Statistics

Statistics by theme

- Statistics A - Z
- Browse / Search database
- Bulk download
- Access to microdata

Metadata

- Concepts and definitions
- Legislation and methodology
- Classifications
- Glossaries and thesauri
- National methodologies
- Euro-SDMX Metadata Structure
- Standard code lists

EU Indicators

- Europe 2020 indicators
- Euro indicators/ PEEIs
- Sustainable Development Indicators
- Employment and Social Policy Indicators
- Globalisation Indicators

Statistics by theme

- General and regional statistics**
 - Regions and cities
 - International cooperation
 - Cooperation with Mediterranean countries- MEDSTAT programme
 - Candidate and potential candidate countries
- Economy and finance**
 - National accounts (including GDP)
 - ESA 95 Input-Output tables
 - European sector accounts
 - Government finance statistics
 - Exchange rates
 - Interest rates
 - Monetary and other financial statistics
 - Harmonized Indices of Consumer Prices (HICP)
 - Purchasing power parities (PPPs)
 - Balance of payments
- Population and social conditions**
 - Population
 - Health (Public health/ Health safety at work)
 - Education and training
 - Labour market (including LFS - Labour Force Survey)
 - Income, Social Inclusion and Living conditions
 - Social protection
 - Household Budget Surveys
 - Crime and criminal justice
 - Culture
- Industry, trade and services**
 - Structural business statistics
 - Short-term business statistics
 - Tourism
 - Manufactured goods (Prodcom)
 - Information society
- Agriculture and fisheries**
 - Agriculture
 - Forestry
 - Fisheries
 - Food: from farm to fork
 - Agri-Environmental Indicators
- External trade**
 - External trade
- Transport**
 - Transport
- Environment and energy**
 - Environment
 - Energy
- Science and technology**
 - Science, technology and innovation



INSTITUTO NACIONAL DE ESTATÍSTICA
STATISTICS PORTUGAL



Website EUROSTAT



European Commission

eurostat Your key to European statistics

European Commission > Eurostat > Population > Introduction

Home **Statistics** Publications About Eurostat User support

Population

- Introduction
 - Data
 - Main tables
 - Database
 - Legislation
 - Publications
 - Demography
 - International Migration and Asylum
 - Population projections

Introduction

Eurostat provides information for a large range of demographic data, including statistics on populations at national and regional level (census tables, population estimates and projections) as well as for various demographic factors (births, deaths, marriages and divorces, immigration and emigration) influencing the size, the structure and the specific characteristics of these populations.

In addition, statistics are available for migration flows, foreign population stocks, acquisition of citizenship and asylum applications. Statistics on the enforcement of immigration legislation (refusals of entry, returns) and on residence permits are under development and will be published in the course of 2009.

Data are provided not only for the European Union Member States and Candidate Countries but as well for the European Free Trade Association and other countries.

A number of important European Commission policies, notably in the social and the economic fields, use demographic data for the planning of actions and the monitoring and evaluation of the relevant implementation programmes. For example regional population data are used for the calculation of the regional GDP per capita, which is used as part of the decision making criteria for the allocation of structural funds to economically less advantaged regions. Another example concerning migration is the development and monitoring of harmonised immigration policies and a common asylum system in the European Union.

See also

- Statistics Explained**
Your guide to European statistics

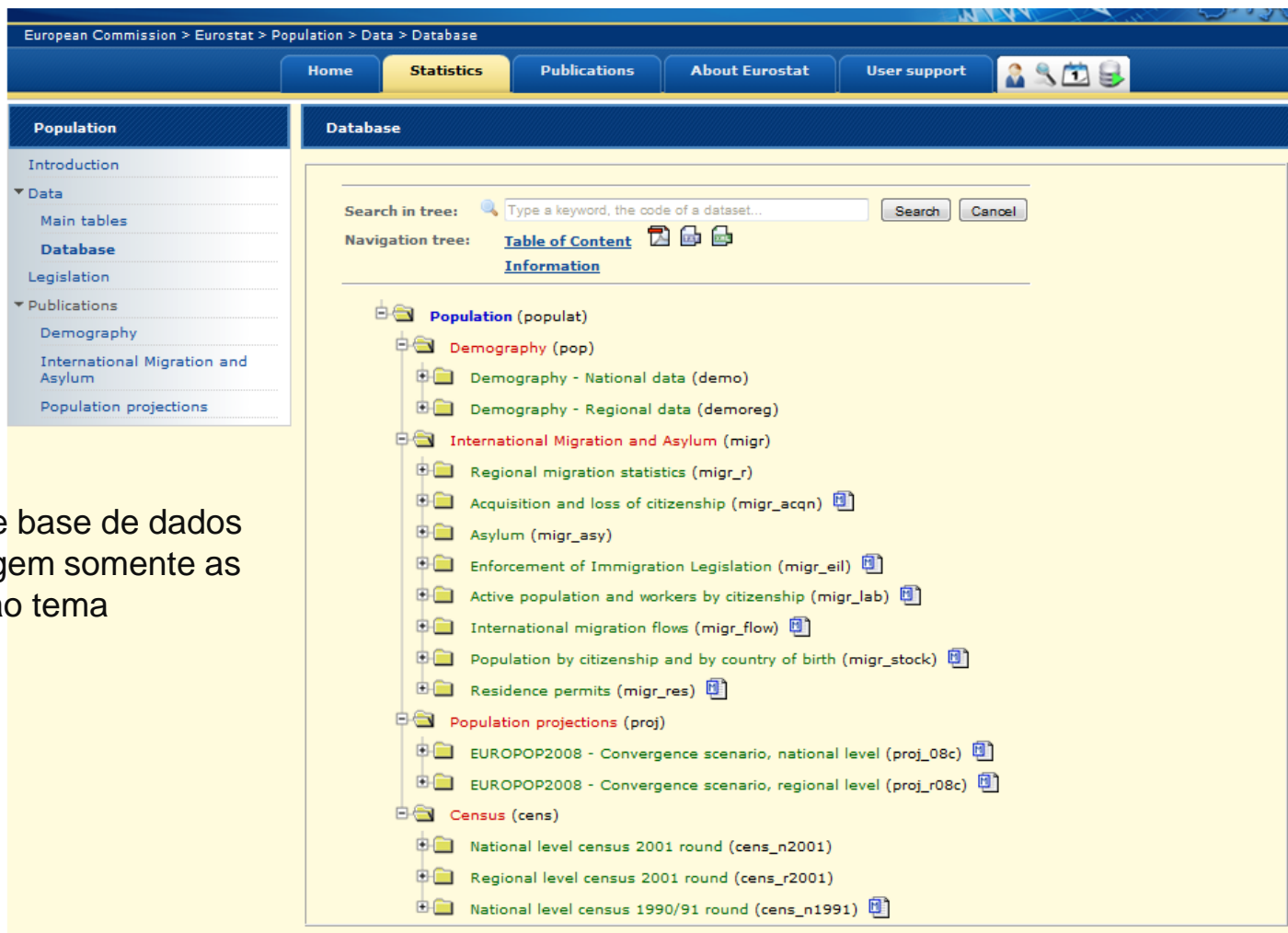
Don't miss

- Work session on demographic projections**
This publication addresses a very wide range of methodological and policy issues covering fertility, mortality, household and migration projections and their importance for policy formulation.

Last update 25.04.2009



Website EUROSTAT



The screenshot displays the Eurostat website interface. At the top, the breadcrumb trail reads "European Commission > Eurostat > Population > Data > Database". The main navigation bar includes links for "Home", "Statistics", "Publications", "About Eurostat", and "User support". A left-hand menu under the "Population" heading lists "Introduction", "Data" (with sub-links for "Main tables", "Database", and "Legislation"), "Publications", "Demography", "International Migration and Asylum", and "Population projections". The "Database" section is active, showing a search bar and a navigation tree. The tree structure is as follows:

- Population (populat)
 - Demography (pop)
 - Demography - National data (demo)
 - Demography - Regional data (demoreg)
 - International Migration and Asylum (migr)
 - Regional migration statistics (migr_r)
 - Acquisition and loss of citizenship (migr_acqn)
 - Asylum (migr_asy)
 - Enforcement of Immigration Legislation (migr_eil)
 - Active population and workers by citizenship (migr_lab)
 - International migration flows (migr_flow)
 - Population by citizenship and by country of birth (migr_stock)
 - Residence permits (migr_res)
 - Population projections (proj)
 - EUROPOP2008 - Convergence scenario, national level (proj_08c)
 - EUROPOP2008 - Convergence scenario, regional level (proj_r08c)
 - Census (cens)
 - National level census 2001 round (cens_n2001)
 - Regional level census 2001 round (cens_r2001)
 - National level census 1990/91 round (cens_n1991)

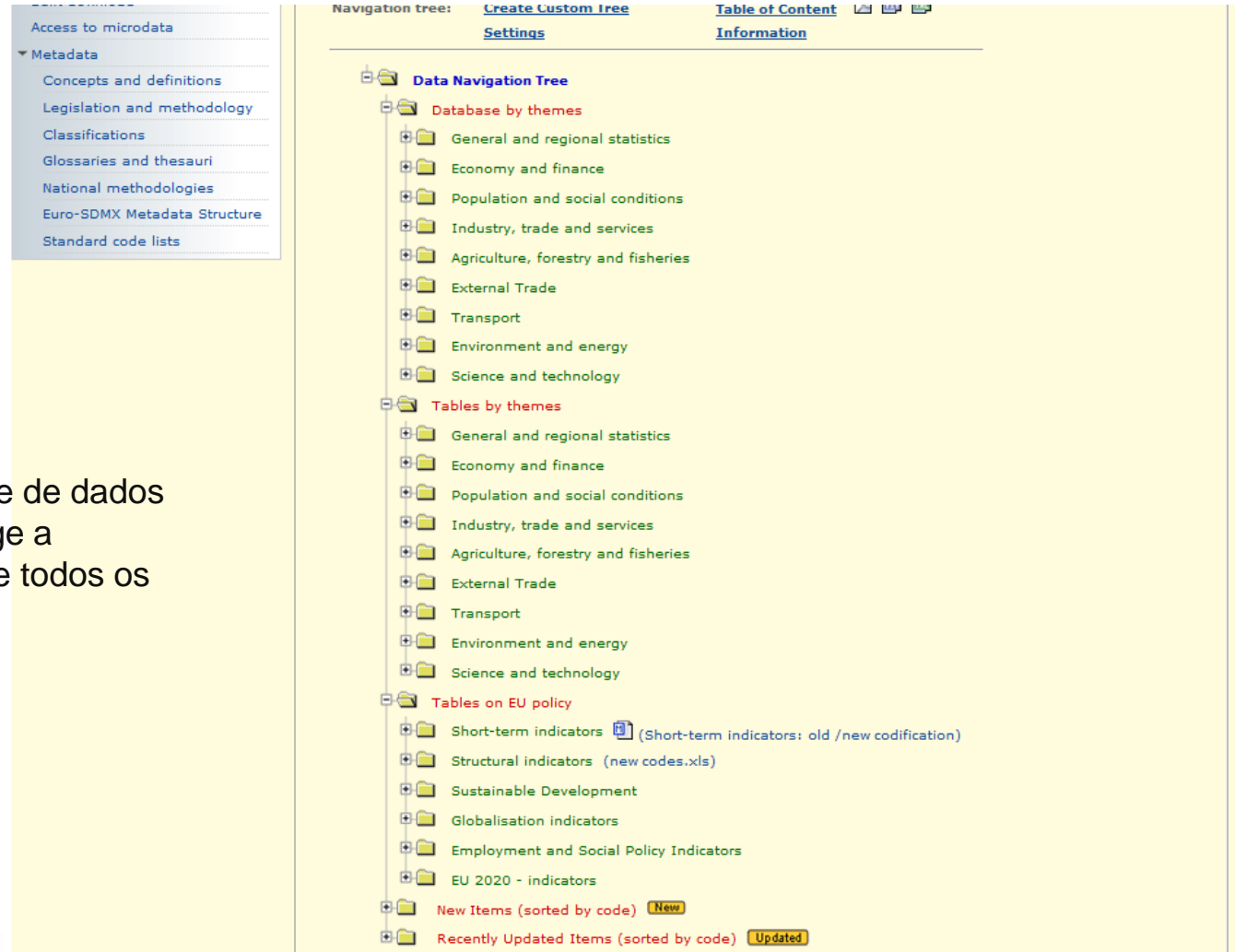
➤ Acesso à árvore de base de dados pelo tema, onde surgem somente as colecções relativas ao tema



Website EUROSTAT



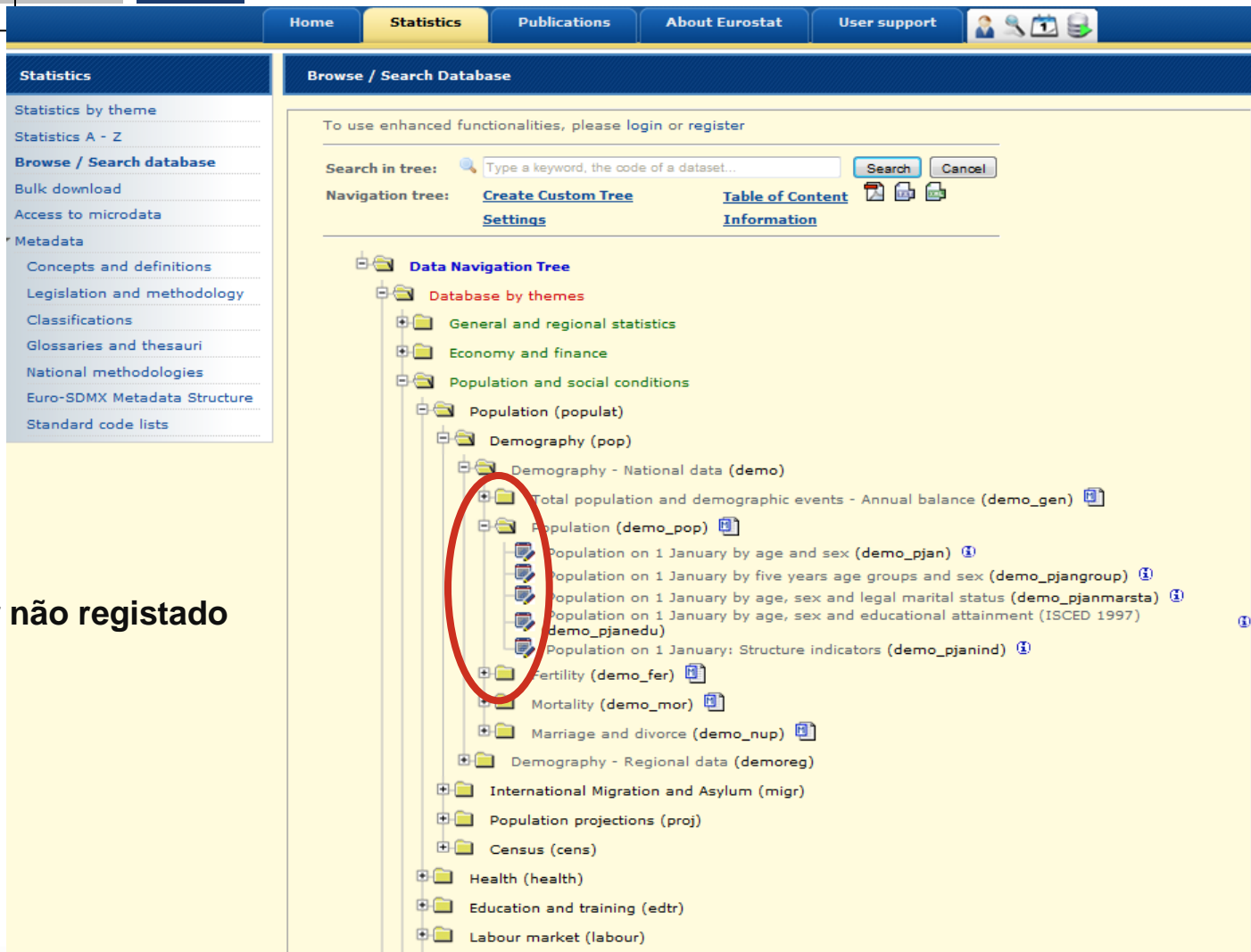
➤ Acesso à árvore de base de dados pela homepage onde surge a totalidade as colecções de todos os temas



The screenshot displays the EUROSTAT website's navigation interface. On the left, a sidebar menu lists various categories: 'Access to microdata', 'Metadata' (expanded), 'Concepts and definitions', 'Legislation and methodology', 'Classifications', 'Glossaries and thesauri', 'National methodologies', 'Euro-SDMX Metadata Structure', and 'Standard code lists'. The main content area, titled 'Navigation tree:', features links for 'Create Custom Tree', 'Settings', 'Table of Content', and 'Information'. The tree itself is organized into three main sections: 'Data Navigation Tree', 'Tables by themes', and 'Tables on EU policy'. Each section contains a list of thematic folders such as 'General and regional statistics', 'Economy and finance', 'Population and social conditions', 'Industry, trade and services', 'Agriculture, forestry and fisheries', 'External Trade', 'Transport', 'Environment and energy', and 'Science and technology'. The 'Tables on EU policy' section includes 'Short-term indicators' (with a note about old/new codification), 'Structural indicators' (with a note about new codes), 'Sustainable Development', 'Globalisation indicators', 'Employment and Social Policy Indicators', and 'EU 2020 - indicators'. At the bottom, there are links for 'New Items (sorted by code)' (marked 'New') and 'Recently Updated Items (sorted by code)' (marked 'Updated').



Website EUROSTAT



Home Statistics Publications About Eurostat User support

Statistics

- Statistics by theme
- Statistics A - Z
- Browse / Search database**
- Bulk download
- Access to microdata
- Metadata
 - Concepts and definitions
 - Legislation and methodology
 - Classifications
 - Glossaries and thesauri
 - National methodologies
 - Euro-SDMX Metadata Structure
 - Standard code lists

Browse / Search Database

To use enhanced functionalities, please login or register

Search in tree: Type a keyword, the code of a dataset...

Navigation tree: [Create Custom Tree](#) [Table of Content](#) [Settings](#) [Information](#)

Data Navigation Tree

- Database by themes
 - General and regional statistics
 - Economy and finance
 - Population and social conditions
 - Population (populat)
 - Demography (pop)
 - Demography - National data (demo)
 - Total population and demographic events - Annual balance (demo_gen)
 - Population (demo_pop)
 - Population on 1 January by age and sex (demo_pjan)
 - Population on 1 January by five years age groups and sex (demo_pjangroup)
 - Population on 1 January by age, sex and legal marital status (demo_pjanmarsta)
 - Population on 1 January by age, sex and educational attainment (ISCED 1997) (demo_pjanedu)
 - Population on 1 January: Structure indicators (demo_pjanind)
 - Fertility (demo_fer)
 - Mortality (demo_mor)
 - Marriage and divorce (demo_nup)
 - Demography - Regional data (demoreg)
 - International Migration and Asylum (migr)
 - Population projections (proj)
 - Census (cens)
 - Health (health)
 - Education and training (edtr)
 - Labour market (labour)

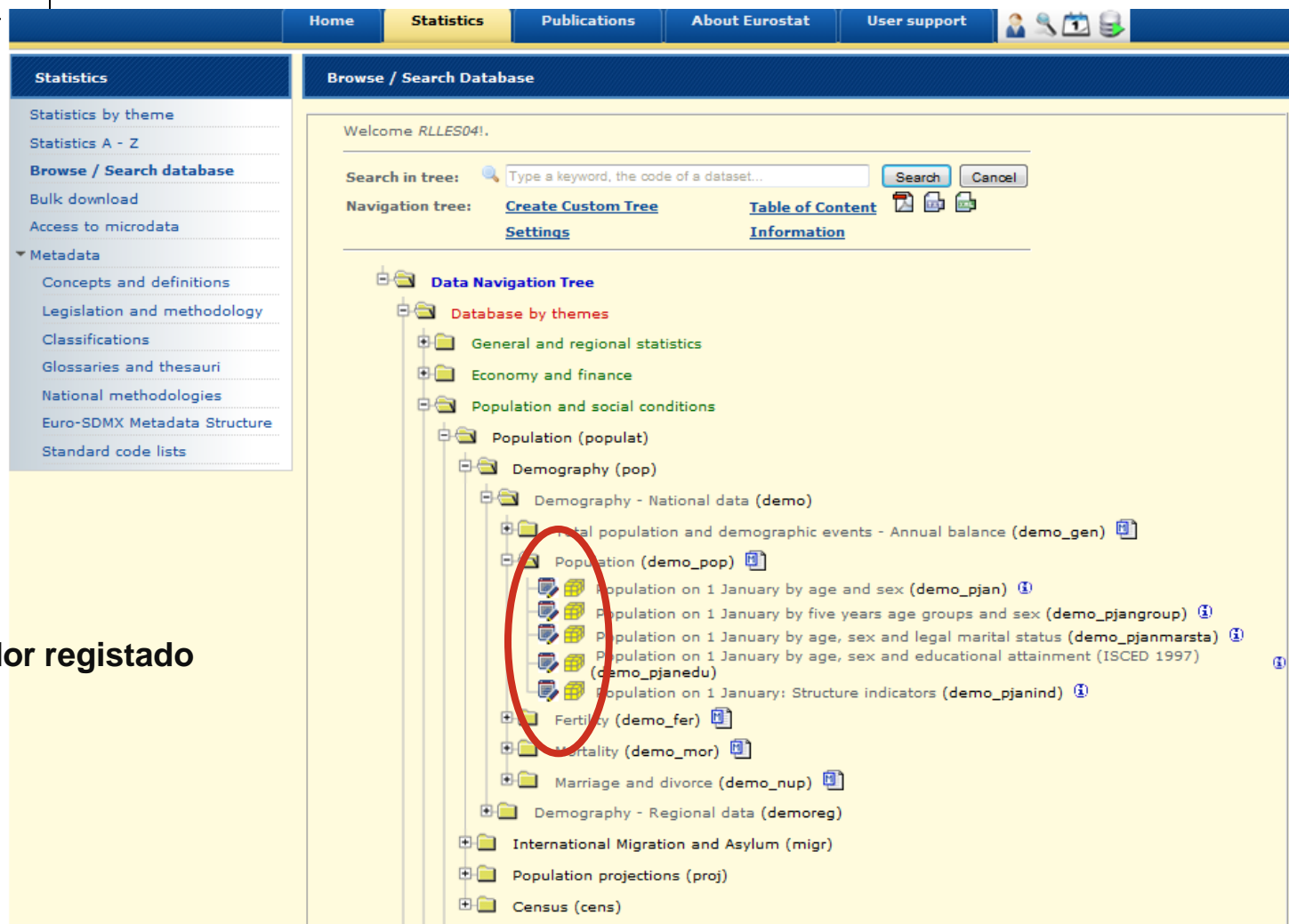
Utilizador não registado



INSTITUTO NACIONAL DE ESTATÍSTICA
STATISTICS PORTUGAL



Website EUROSTAT



Home Statistics Publications About Eurostat User support

Statistics

- Statistics by theme
- Statistics A - Z
- Browse / Search database**
- Bulk download
- Access to microdata

▼ Metadata

- Concepts and definitions
- Legislation and methodology
- Classifications
- Glossaries and thesauri
- National methodologies
- Euro-SDMX Metadata Structure
- Standard code lists


Browse / Search Database

Welcome RLLES04!.

Search in tree: Type a keyword, the code of a dataset...

Navigation tree: [Create Custom Tree](#) [Table of Content](#) [Settings](#) [Information](#)

Data Navigation Tree

- Database by themes
 - General and regional statistics
 - Economy and finance
 - Population and social conditions
 - Population (populat)
 - Demography (pop)
 - Demography - National data (demo)
 - Population on 1 January by age and sex (demo_pjan) 
 - Population on 1 January by five years age groups and sex (demo_pjangroup)
 - Population on 1 January by age, sex and legal marital status (demo_pjanmarsta)
 - Population on 1 January by age, sex and educational attainment (ISCED 1997) (demo_pjanedu)
 - Population on 1 January: Structure indicators (demo_pjanind)
 - Fertility (demo_fer)
 - Mortality (demo_mor)
 - Marriage and divorce (demo_nup)
 - Demography - Regional data (demoreg)
 - International Migration and Asylum (migr)
 - Population projections (proj)
 - Census (cens)

Utilizador registado

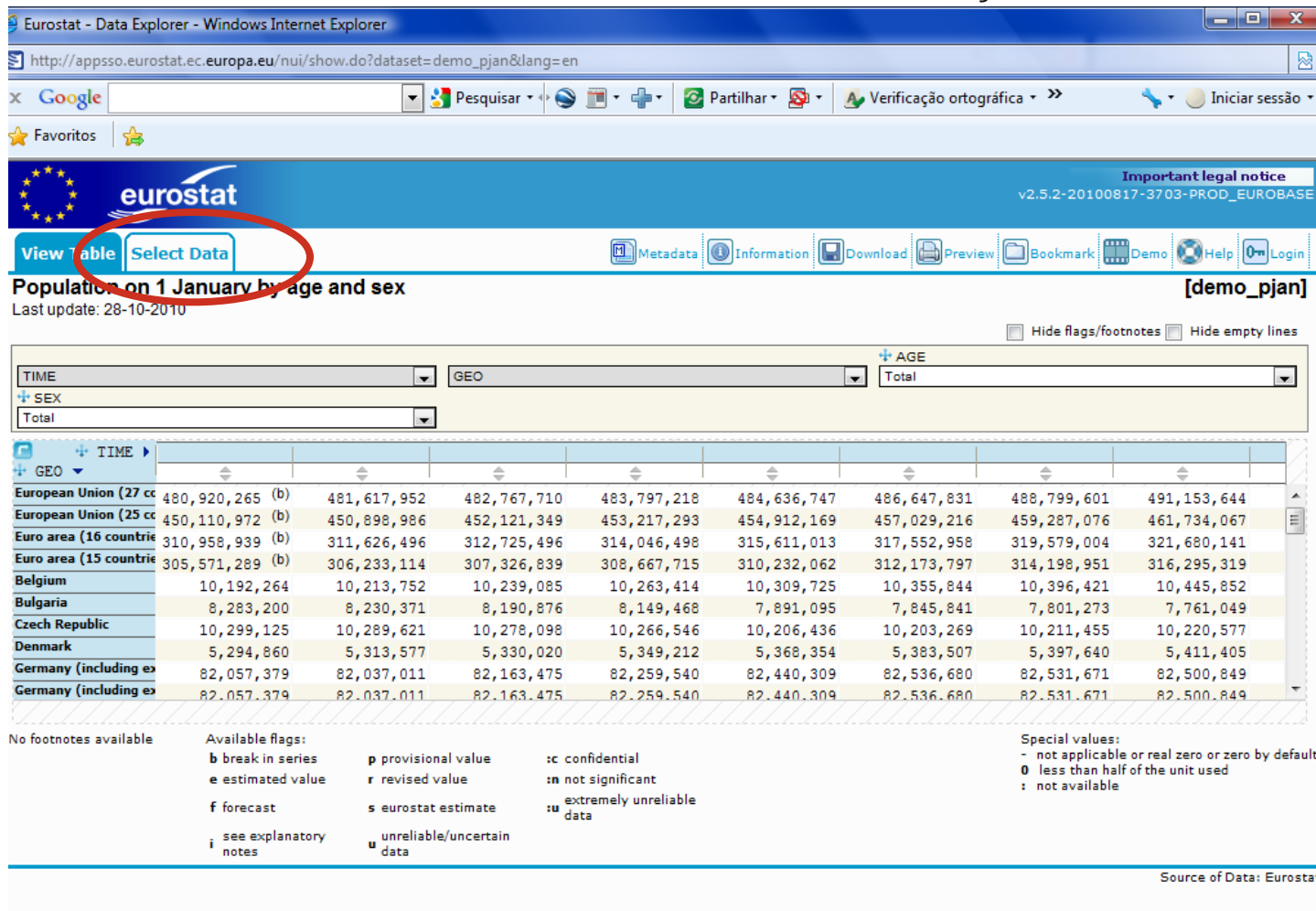


INSTITUTO NACIONAL DE ESTATÍSTICA
STATISTICS PORTUGAL



Website EUROSTAT

Ferramenta de extracção de dados



Population on 1 January by age and sex
Last update: 28-10-2010

Hide flags/footnotes Hide empty lines

	1980	1981	1982	1983	1984	1985	1986	1987	1988
European Union (27 cc)	480,920,265 (b)	481,617,952	482,767,710	483,797,218	484,636,747	486,647,831	488,799,601	491,153,644	
European Union (25 cc)	450,110,972 (b)	450,898,986	452,121,349	453,217,293	454,912,169	457,029,216	459,287,076	461,734,067	
Euro area (16 countries)	310,958,939 (b)	311,626,496	312,725,496	314,046,498	315,611,013	317,552,958	319,579,004	321,680,141	
Euro area (15 countries)	305,571,289 (b)	306,233,114	307,326,839	308,667,715	310,232,062	312,173,797	314,198,951	316,295,319	
Belgium	10,192,264	10,213,752	10,239,085	10,263,414	10,309,725	10,355,844	10,396,421	10,445,852	
Bulgaria	8,283,200	8,230,371	8,190,876	8,149,468	7,891,095	7,845,841	7,801,273	7,761,049	
Czech Republic	10,299,125	10,289,621	10,278,098	10,266,546	10,206,436	10,203,269	10,211,455	10,220,577	
Denmark	5,294,860	5,313,577	5,330,020	5,349,212	5,368,354	5,383,507	5,397,640	5,411,405	
Germany (including ex)	82,057,379	82,037,011	82,163,475	82,259,540	82,440,309	82,536,680	82,531,671	82,500,849	
Germany (including ex)	82.057.379	82.037.011	82.163.475	82.259.540	82.440.309	82.536.680	82.531.671	82.500.849	

No footnotes available

Available flags:

- b break in series
- e estimated value
- f forecast
- i see explanatory notes
- p provisional value
- r revised value
- s eurostat estimate
- u unreliable/uncertain data
- sc confidential
- sn not significant
- su extremely unreliable data

Special values:

- not applicable or real zero or zero by default
- 0 less than half of the unit used
- : not available

Source of Data: Eurostat



INSTITUTO NACIONAL DE ESTATÍSTICA
STATISTICS PORTUGAL



Website EUROSTAT

Tabelas predefinidas



The screenshot shows the Eurostat website interface. The top navigation bar includes links for Home, Statistics, Publications, About Eurostat, and User support. The left sidebar menu is expanded, showing the 'Population' section with sub-links for Introduction, Data, Main tables, Database, Legislation, Publications, Demography, International Migration and Asylum, and Population projections. A red arrow points to the 'Main tables' link. The main content area displays the 'Introduction' page, which provides information on the range of demographic data available, including census tables, population estimates and projections, and various demographic factors. It also mentions migration flows, foreign population stocks, and acquisition of citizenship and asylum applications. The footer indicates the last update was on 25.04.2009.



Website EUROSTAT



Tables, Graphs and Maps Interface (TGM)

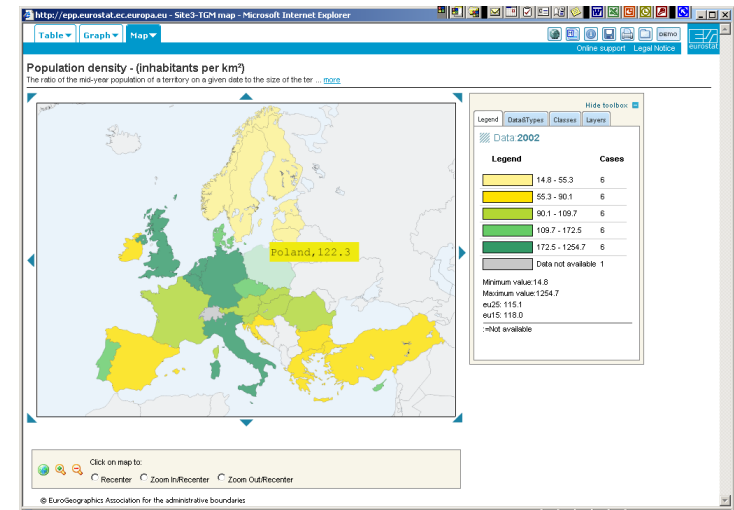
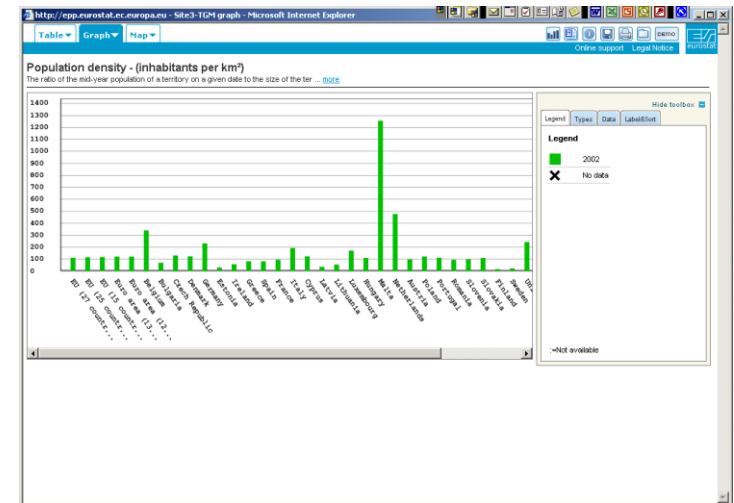
http://epp.eurostat.ec.europa.eu - Site3-TGM table - Microsoft Internet Explorer

Population density - (inhabitants per km²)
The ratio of the mid-year population of a territory on a given date to the size of the ter ... [more](#)

Footnotes Codes Labels Codes & Labels

geo	time	1994	1995	1996	1997	1998	1999	2000	2001	2002	2003	2004	2005
EU (27 countries)										112.9	113.4		
EU (25 countries)										115.1	115.7		
EU (15 countries)										118.0	118.7		
Euro area (13 countries)										121.3	122.0		
Euro area (12 countries)										121.5	122.2		
Belgium		333.5	334.2	334.9	335.7	336.4	336.8	338.0	339.2	340.7	342.1	343.6	345.5
Bulgaria			74.7	75.7	75.1	74.4	74.0	73.6	71.3	70.9	70.5	70.1	69.7
Czech Republic		133.7	133.7	133.5	133.3	133.2	133.1	132.9	132.3	132.0	132.1	132.2	132.5
Denmark		120.8	121.3	122.1	122.6	123.1	123.4	123.8	124.3	124.7	125.1	125.4	125.7
Germany					229.9	229.7	230.0	230.2	230.6	231.0	231.2	231.1	
Estonia		33.7	33.1	32.6	32.2	31.9	31.7	31.5	31.4	31.3	31.2	31.1	31.0
Ireland		52.4	52.7	53.0	53.5	54.2	54.8	55.4	56.1	57.3	58.4	59.5	60.8
Greece		80.7	81.4	81.9	82.4	82.9	83.3	83.5	83.8	84.1	84.3	84.6	84.9
Spain										81.6	83.0		
France		93.6	93.9	94.2		94.8	95.2	95.9	96.6	97.2	97.9		
Italy		192.6	192.6	192.7	192.8	192.8	192.9	193.0	193.1	193.7	195.2	197.1	
Cyprus		112.2	114.3	116.1	117.8	119.2	120.6	121.9	123.2	124.7	126.9	129.9	
Latvia		40.5	39.9	39.4	39.1	38.7	38.4	38.1	37.8	37.5	37.3	37.1	36.9
Lithuania			57.9	57.5	57.0	56.6	56.2	55.8	55.5	55.3	55.1	54.8	54.5
Luxembourg		155.8	158.0	160.2	162.2	164.2	166.5	168.7	170.7	172.5	174.0	175.2	
Hungary		110.3	110.0	109.6	109.2	108.7	108.2	109.8	109.5	109.2	108.9	108.6	108.4
Malta		1165.8	1173.4	1180.6	1188.9	1196.2	1215.8	1235.3	1245.4	1254.7	1263.0	1271.5	
Netherlands		453.2	458.2	459.3	460.7	463.6	466.7	470.2	473.7	476.7	480.3	483.9	483.1
Austria		98.2	96.4	96.5	96.6	96.7	96.9	97.1	97.5	98.0	98.5	99.1	99.9
Poland										122.3	122.2	122.1	

Not available



INSTITUTO NACIONAL DE ESTATÍSTICA
STATISTICS PORTUGAL

Base COMEXT



<http://epp.eurostat.ec.europa.eu/newxtweb/>

External trade Help

Context Help | Login | Labels language English (en) ▼

Choose an item from the hierarchy below or filter datasets by keywords

Search datasets

Available datasets

EXTERNAL TRADE

- EU27 Trade Since 1988 By CN8
- EU27 Trade Since 1988 by HS2, 4, 6 and CN8
- EU27 Trade Since 1988 By HS6
- EU27 Trade Since 1988 By HS2-HS4
- EU27 Trade Since 1988 By SITC
- EU27 Trade Since 1988 By BEC
- EU27 Trade Since 1988 By CPA 2002
- EU27 Trade Since 1988 By CPA 2008
- EXTRA EU27 Trade Since 1999 By Mode of Transport (NSTR)
- EXTRA EU27 Trade Since 2000 By Mode of Transport (HS6)
- EXTRA EU27 Trade Since 2000 By Mode of Transport (HS2-HS4)
- Adjusted EU-EXTRA Imports by tariff regime, by CN8
- Adjusted EU-EXTRA Imports by tariff regime, by HS6
- Adjusted EU-EXTRA Imports by tariff regime, by HS2 - HS4
- EFTA Trade Since 1995 By SITC
- EFTA Trade Since 2003 By HS2,4,6
- EFTA Trade Since 2003 by National Products - CH
- EFTA Trade Since 2003 by National Products - NO
- EFTA Trade Since 2003 by National Products - IS
- West Balkans Trade Since 2002 By CN

External Trade Statistics by Enterprise Characteristics

Internet | Modo Protegido: Activ



INSTITUTO NACIONAL DE ESTATÍSTICA
STATISTICS PORTUGAL

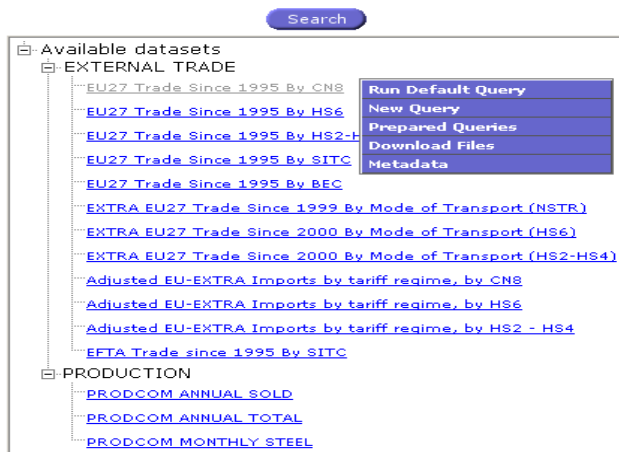




Não Registado



Choose an item from the hierarchy below or filter datasets by keywords



Base COMEXT Registado



Choose an item from the hierarchy below or filter datasets by keywords



INSTITUTO NACIONAL DE ESTATÍSTICA
STATISTICS PORTUGAL



Servidor de Classificações RAMON

<http://ec.europa.eu/eurostat/ramon/>

European Commission > Eurostat > ESS-MH > RAMON

[Introduction](#) | [Metadata](#) | [Correspondence Tables](#) | [Search Engine](#) | [What's new](#)

Welcome to RAMON Eurostat's Metadata Server

METADATA CATEGORIES

CONCEPTS AND DEFINITIONS

CODED (Eurostat's Concepts and Definitions Database) and other online glossaries relating to survey statistics

CLASSIFICATIONS

International statistical classifications and nomenclatures

STANDARD CODE LISTS

Standard cross-domain code lists used in the reference database, recommended for production databases and data transmission

LEGISLATION AND METHODOLOGY

EU legal acts and methodological manuals relating to statistics

GLOSSARIES AND THESAURI

ISI (International Statistical Institute) glossary and other online glossaries and thesauri relating to statistics

NATIONAL METHODOLOGIES

Survey methodologies used at national level to produce EU statistics, quality reports, etc.

QUICKLINKS

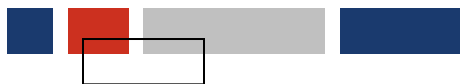
Select language: English ▼

Name	English abbreviation	Family	General description
Combined Nomenclature, 2009	CN 2009	Products	View
Combined Nomenclature, 2010	CN 2010	Products	View
EU legal acts relating to statistics (ESTAT-LEGIS)	ESTAT-LEGIS	Other	View
Eurostat's Concepts and Definitions Database (CODED)	CODED	Other	View
Methodological manuals relating to statistics (STATMANUALS)	STATMANUALS	Other	View
NUTS (Nomenclature of Territorial Units for Statistics), by country	NUTS	Geographic	View
NUTS (Nomenclature of Territorial Units for Statistics), by regional level	NUTS	Geographic	View
PRODCOM List 2010	PRODCOM List 2010	Products	View
Statistical Classification of Economic Activities in the European Community, Rev. 2 (NACE Rev. 2)	NACE Rev. 2	Activities	View
Statistical Classification of Products by Activity in the European Economic Community, 2008 version	CPA 2008	Products	View
Statistical Regions for Candidate countries and EFTA countries, by country	SR	Geographic	View
Statistical Regions for Candidate countries and EFTA countries, by regional level	SR	Geographic	View



INSTITUTO NACIONAL DE ESTATÍSTICA
STATISTICS PORTUGAL





Obrigada pela vossa atenção!

Questões?



INSTITUTO NACIONAL DE ESTATÍSTICA
STATISTICS PORTUGAL

