

Evaluation of Erasmus mobility ICM - 2015-2016

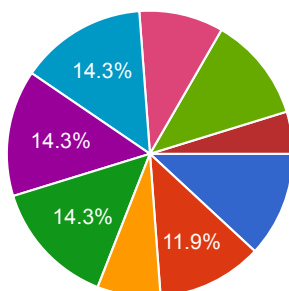
Summary

Gender



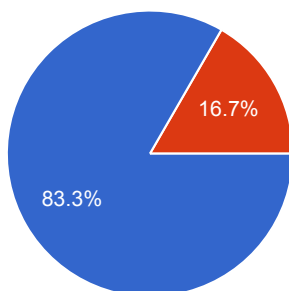
| | | |
|--------|-----------|-------|
| Male | 15 | 35.7% |
| Female | 27 | 64.3% |

Country



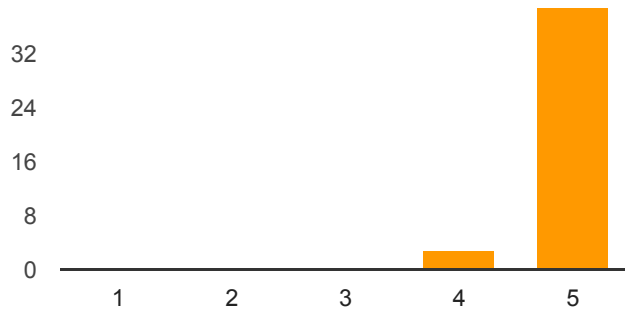
| | | |
|------------|----------|-------|
| Algeria | 5 | 11.9% |
| Armenia | 5 | 11.9% |
| Azerbaijan | 3 | 7.1% |
| Belarus | 6 | 14.3% |
| Georgia | 6 | 14.3% |
| Moldova | 6 | 14.3% |
| Morocco | 4 | 9.5% |
| Tunisia | 5 | 11.9% |
| Ukraine | 2 | 4.8% |

Do you consider the length of your mobility period at IPB



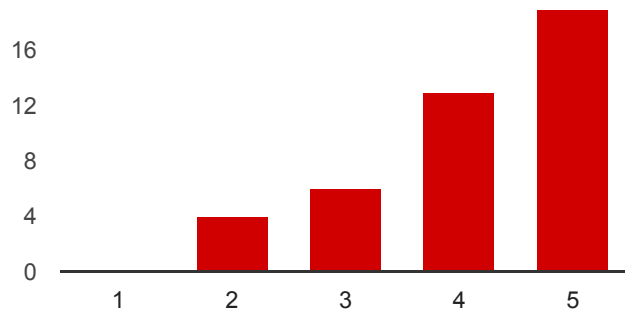
| | | |
|------------|-----------|-------|
| Just right | 35 | 83.3% |
| Too short | 7 | 16.7% |
| Too long | 0 | 0% |

How do you evaluate the support given by the International Relations Office of the IPB (Joana) before and during your study period?



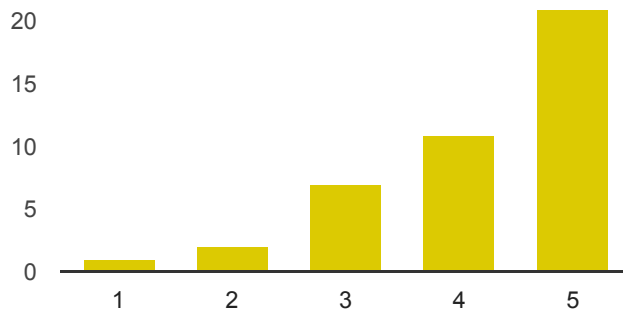
| | | |
|--------------|-----------|-------|
| Very poor: 1 | 0 | 0% |
| 2 | 0 | 0% |
| 3 | 0 | 0% |
| 4 | 3 | 7.1% |
| Excellent: 5 | 39 | 92.9% |

How do you evaluate the support given by your home Institution before and during your study period at IPB?

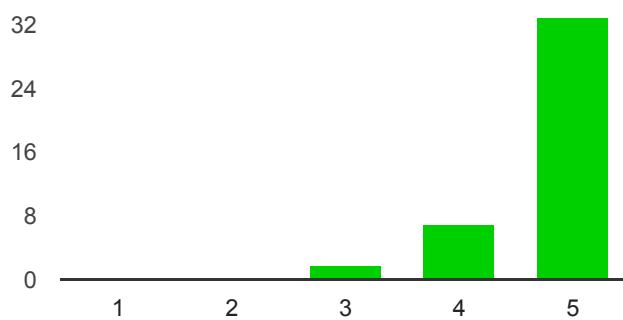


| | | |
|--------------|-----------|-------|
| Very Poor: 1 | 0 | 0% |
| 2 | 4 | 9.5% |
| 3 | 6 | 14.3% |
| 4 | 13 | 31% |
| Excellent: 5 | 19 | 45.2% |

How do you consider your degree of integration with the IPB students?

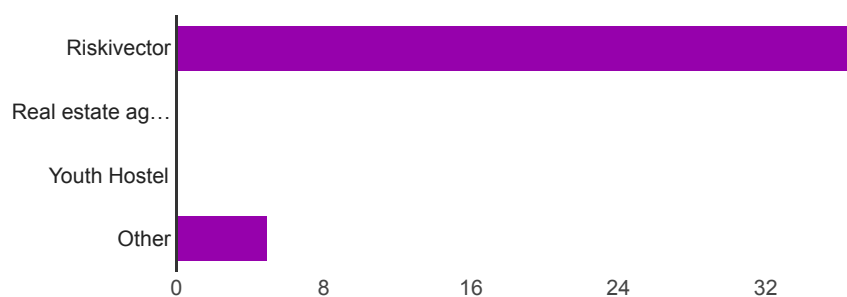


How do you consider your degree of integration with the Erasmus and international students from other countries?



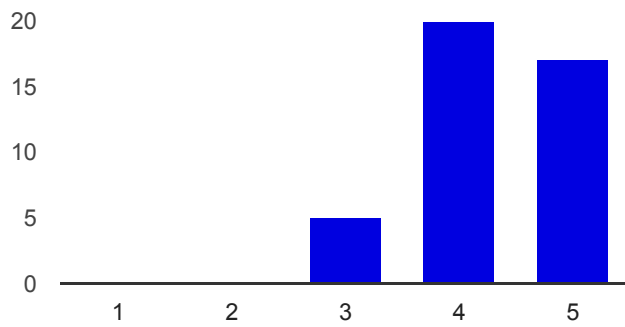
| | | |
|--------------|-----------|-------|
| 2 | 0 | 0% |
| 3 | 2 | 4.8% |
| 4 | 7 | 16.7% |
| Excellent: 5 | 33 | 78.6% |

How did you find your accomodation at IPB?



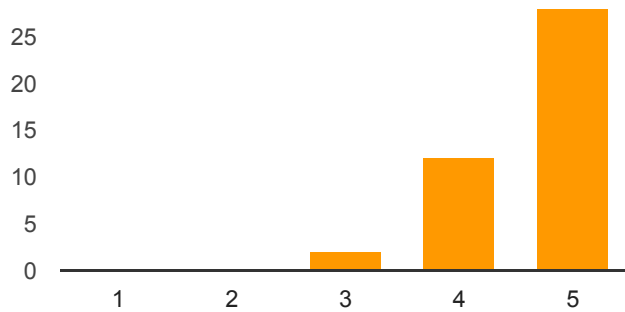
| | | |
|--------------------|-----------|-------|
| Riskivector | 37 | 88.1% |
| Real estate agency | 0 | 0% |
| Youth Hostel | 0 | 0% |
| Other | 5 | 11.9% |

How do you evaluate the quality of that accommodation?



| | | |
|--------------|-----------|-------|
| Very Poor: 1 | 0 | 0% |
| 2 | 0 | 0% |
| 3 | 5 | 11.9% |
| 4 | 20 | 47.6% |
| Excellent: 5 | 17 | 40.5% |

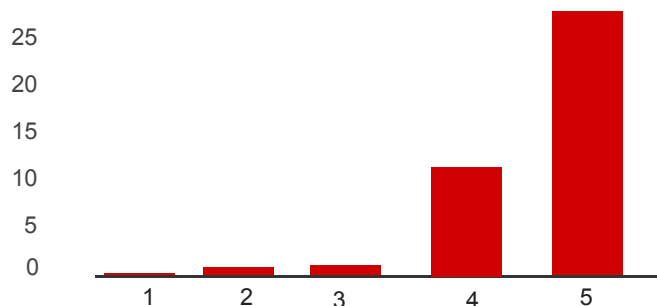
How do you evaluate the quality of the IPB teachers?



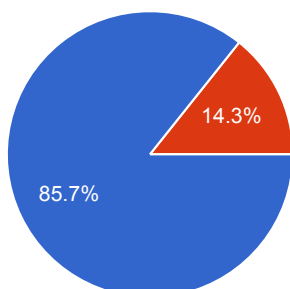
| | | |
|--------------|-----------|-------|
| Very Poor: 1 | 0 | 0% |
| 2 | 0 | 0% |
| 3 | 2 | 4.8% |
| 4 | 12 | 28.6% |
| Excellent: 5 | 28 | 66.7% |

How do you evaluate the quality of the course units and study materials at IPB?

| | | |
|--------------|-----------|-------|
| Very Poor: 1 | 0 | 0% |
| 2 | 1 | 2.4% |
| 3 | 1 | 2.4% |
| 4 | 12 | 28.6% |
| Excellent: 5 | 28 | 66.7% |

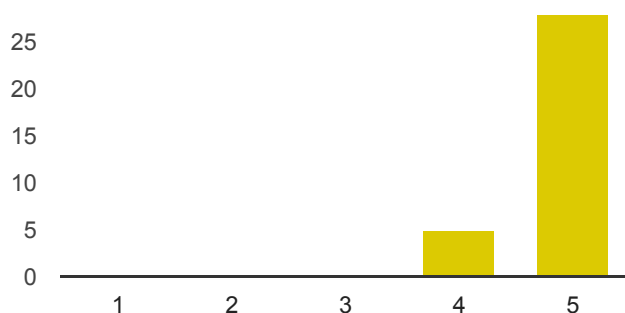


Was "Dissertation" included in the learning agreement?



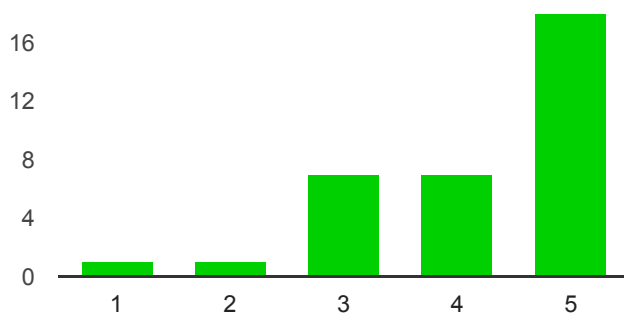
| | | |
|-----|-----------|-------|
| Yes | 36 | 85.7% |
| No | 6 | 14.3% |

In case you wrote a master thesis, how do you evaluate the orientation of the supervisor from the IPB?



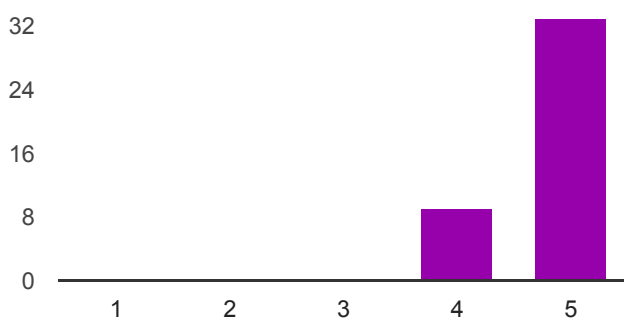
| | | |
|--------------|-----------|-------|
| Very Poor: 1 | 0 | 0% |
| 2 | 0 | 0% |
| 3 | 0 | 0% |
| 4 | 5 | 15.2% |
| Excellent: 5 | 28 | 84.8% |

In case you wrote a master thesis, how do you evaluate the orientation of the supervisor from your home institution?



| | | |
|--------------|-----------|-------|
| Very Poor: 1 | 1 | 2.9% |
| 2 | 1 | 2.9% |
| 3 | 7 | 20.6% |
| 4 | 7 | 20.6% |
| Excellent: 5 | 18 | 52.9% |

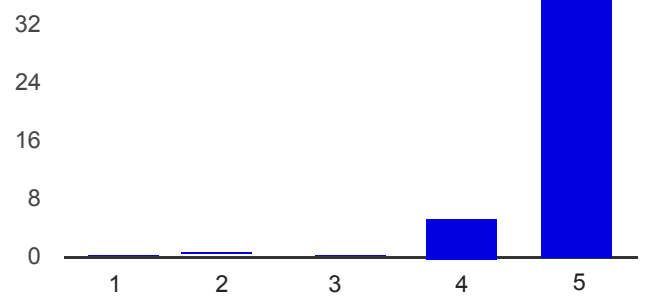
How do you evaluate the access to IPB libraries and study materials?



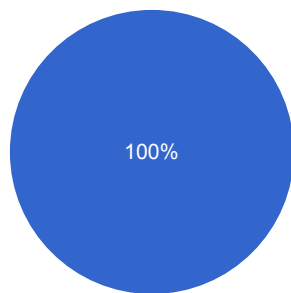
| | | |
|--------------|-----------|-------|
| Very Poor: 1 | 0 | 0% |
| 2 | 0 | 0% |
| 3 | 0 | 0% |
| 4 | 9 | 21.4% |
| Excellent: 5 | 33 | 78.6% |

How do you evaluate the access to IPB.Virtual and e-mail service?

| | | |
|--------------|-----------|-------|
| Very Poor: 1 | 0 | 0% |
| 2 | 0 | 0% |
| 3 | 0 | 0% |
| 4 | 6 | 14.3% |
| Excellent: 5 | 36 | 85.7% |

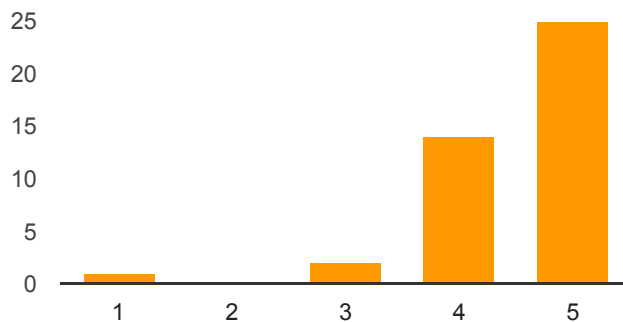


Did you attend the Portuguese Language course offered by IPB?



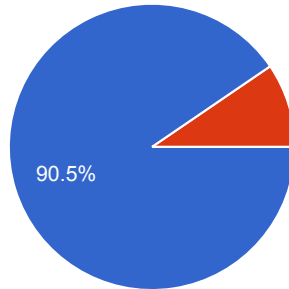
| | | |
|-----|-----------|------|
| Yes | 42 | 100% |
| No | 0 | 0% |

If yes, how do you evaluate the Portuguese Language course offered by IPB?



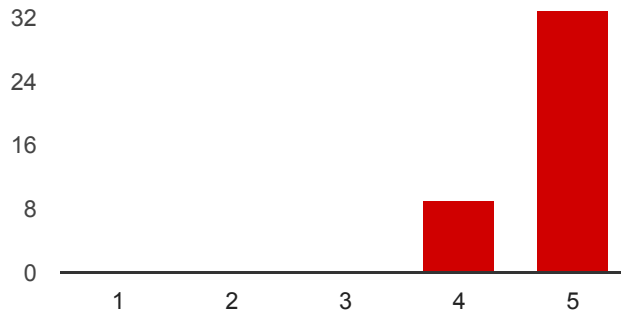
| | | |
|--------------|-----------|-------|
| Very Poor: 1 | 1 | 2.4% |
| 2 | 0 | 0% |
| 3 | 2 | 4.8% |
| 4 | 14 | 33.3% |
| Excellent: 5 | 25 | 59.5% |

Do you consider your language competences were enough for your mobility?



| | | |
|-----|-----------|-------|
| Yes | 38 | 90.5% |
| No | 4 | 9.5% |

How do you globally evaluate your mobility at IPB?



| | | |
|--------------|-----------|-------|
| Very Poor: 1 | 0 | 0% |
| 2 | 0 | 0% |
| 3 | 0 | 0% |
| 4 | 9 | 21.4% |
| Excellent: 5 | 33 | 78.6% |