

Avaliação da mobilidade – ano lectivo 2010/2011

Programa Erasmus – Estudantes recebidos

Evaluation of mobility – academic year 2010/2011

Erasmus programme – Incoming students

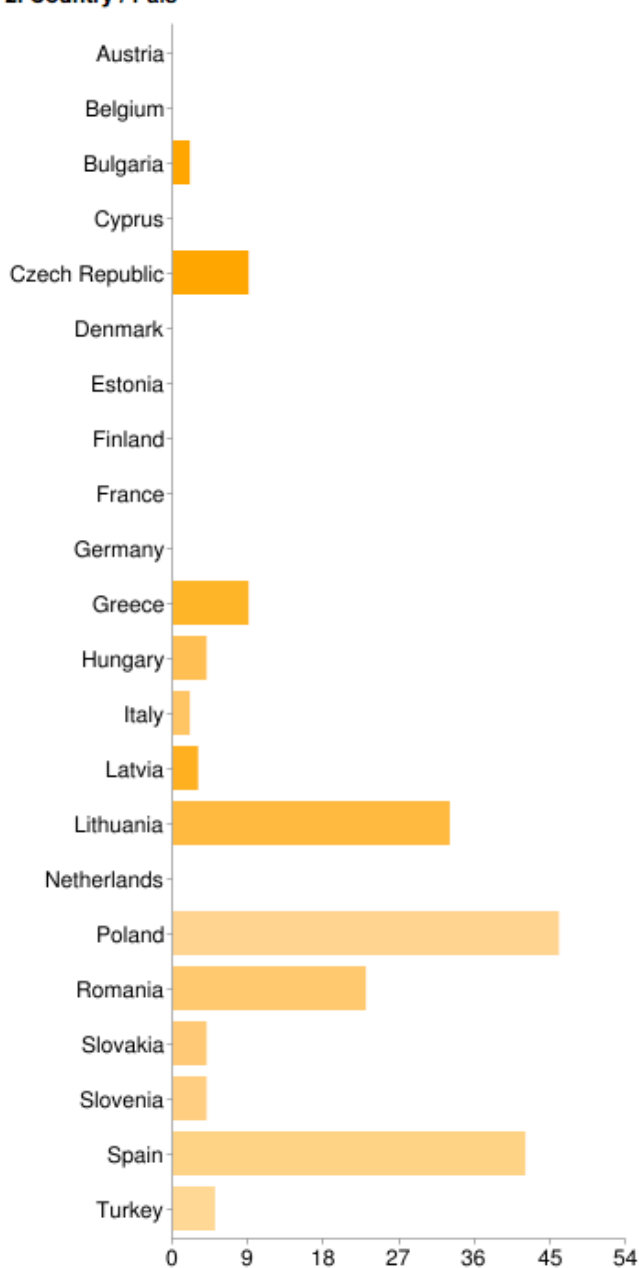
186 responses

Summary

1. Gender / Sexo

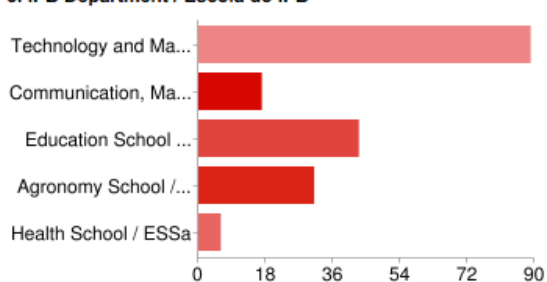


2. Country / País



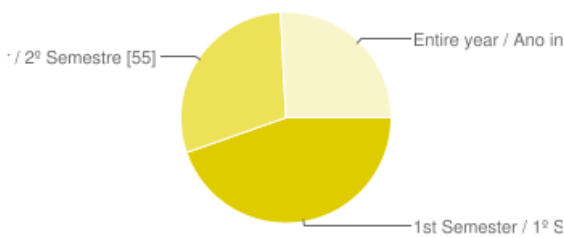
Country	Number of Students	Percentage
Austria	0	0%
Belgium	0	0%
Bulgaria	2	1%
Cyprus	0	0%
Czech Republic	9	5%
Denmark	0	0%
Estonia	0	0%
Finland	0	0%
France	0	0%
Germany	0	0%
Greece	9	5%
Hungary	4	2%
Italy	2	1%
Latvia	3	2%
Lithuania	33	18%
Netherlands	0	0%
Poland	46	25%
Romania	23	12%
Slovakia	4	2%
Slovenia	4	2%
Spain	42	23%
Turkey	5	3%

3. IPB Department / Escola do IPB



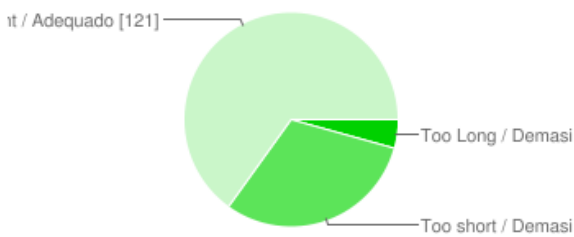
Department	Number of Students	Percentage
Technology and Management School / ESTIG	89	48%
Communication, Management and Tourism School (Mirandela) / EsACT	17	9%
Education School / ESE	43	23%
Agronomy School / ESA	31	17%
Health School / ESSa	6	3%

4. Dates of study period at IPB / Data de mobilidade no IPB



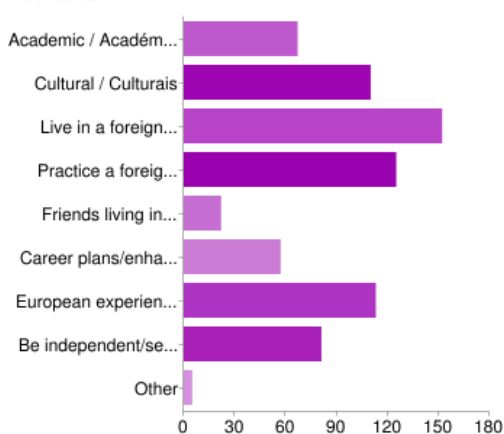
1st Semester / 1º Semestre	83	45%
2nd Semester / 2º Semestre	55	30%
Entire year / Ano inteiro	48	26%

5. Do you consider the study period/duration to have been / Considera que o período de estudos / mobilidade foi:



Too Long / Demasiado longo	8	4%
Too short / Demasiado curto	57	31%
Just right / Adequado	121	65%

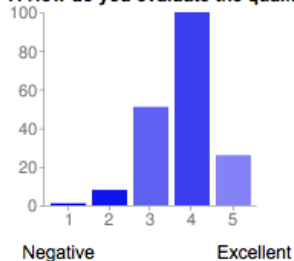
6. Which were the factors which motivated you to study at IPB? / Quais os factores de motivação que o levaram a escolher o IPB para realizar a sua mobilidade?



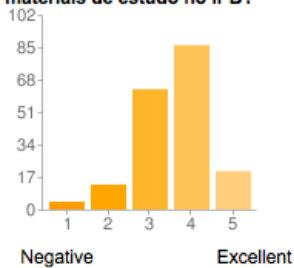
Academic / Académicos	67	36%
Cultural / Culturais	110	60%
Live in a foreign country / Viver num país estrangeiro	152	83%
Practice a foreign language / Praticar uma língua estrangeira	125	68%
Friends living in Portugal / Amigos a viver em Portugal	22	12%
Career plans/enhance future employment prospects / Planos de carreira profissional	57	31%
European experience / Experiência Europeia	113	61%
Be independent/self-reliant / Ser independente	81	44%
Other	5	3%

People may select more than one checkbox, so percentages may add up to more than 100%.

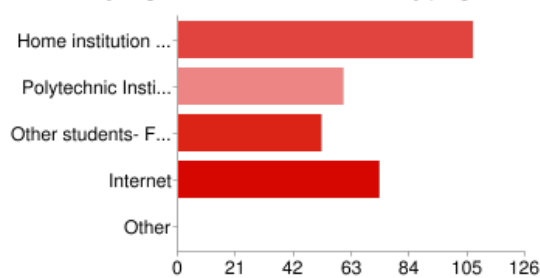
7. How do you evaluate the quality of the professors and other teachers at IPB? / Como avalia a qualidade de ensino /docentes no IPB?



1 - Negative	1	1%
2	8	4%
3	51	27%
4	100	54%
5 - Excellent	26	14%

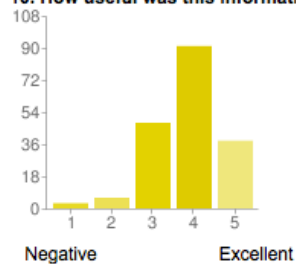
8. How do you evaluate the quality of the courses you took and study material you received at IPB? / Como avalia a qualidade dos cursos e materiais de estudo no IPB?


1 - Negative	4	2%
2	13	7%
3	63	34%
4	86	46%
5 - Excellent	20	11%

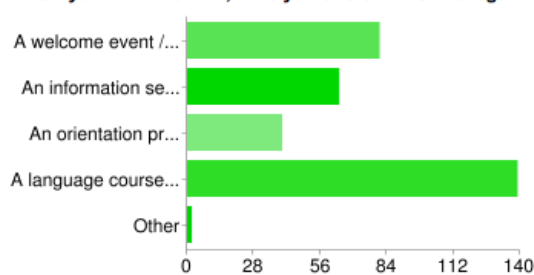
9. How did you get information about the study programme of IPB? / Como obteve informação do plano de estudos no IPB?


Home institution / Universidade de Origem	107	58%
Polytechnic Institute of Bragança / Instituto Politécnico de Bragança	60	32%
Other students- Former participants / Antigos Alunos	52	28%
Internet	73	39%
Other	0	0%

People may select more than one checkbox, so percentages may add up to more than 100%.

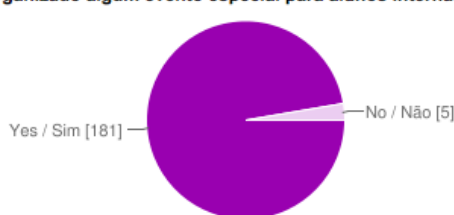
10. How useful was this information? / Que utilidade teve essa informação?


1 - Negative	3	2%
2	6	3%
3	48	26%
4	91	49%
5 - Excellent	38	20%

11. On your arrival at IPB, were you offered / À sua chegada ao IPB foi-lhe oferecido:


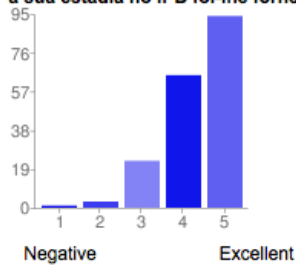
A welcome event / Um evento de boas vindas	81	45%
An information session / Uma sessão informativa	64	36%
An orientation programme / Um programa de orientação	40	22%
A language course / Um curso de língua portuguesa	139	77%
Other	2	1%

People may select more than one checkbox, so percentages may add up to more than 100%.

12. Were any other special events organised for international students in the host institution during your stay? / Durante a sua estadia foi organizado algum evento especial para alunos internacionais?


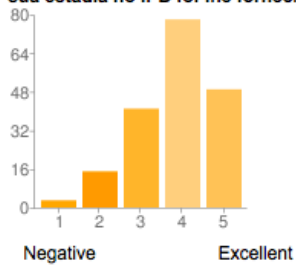
Yes / Sim	181	97%
No / Não	5	3%

13. Did you receive adequate support from your host International Relations Office (IPB) before and during your study period? / Antes e durante a sua estadia no IPB foi-lhe fornecido o apoio suficiente pelo Gabinete de Relações Internacionais?



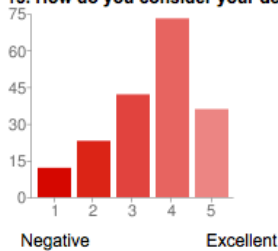
1 - Negative	1	1%
2	3	2%
3	23	12%
4	65	35%
5 - Excellent	94	51%

14. Did you receive adequate support from your home institution International Relations Office before and during your study period? / Durante a sua estadia no IPB foi-lhe fornecido o apoio suficiente pela Universidade de origem?



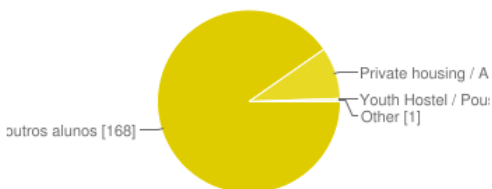
1 - Negative	3	2%
2	15	8%
3	41	22%
4	78	42%
5 - Excellent	49	26%

15. How do you consider your degree of integration with local students from IPB? / Como considera o seu grau de integração com os alunos do IPB?



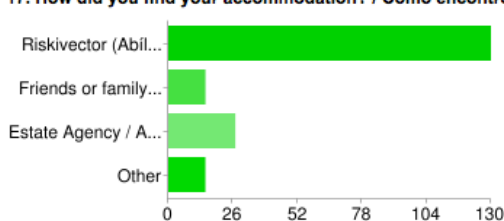
1 - Negative	12	6%
2	23	12%
3	42	23%
4	73	39%
5 - Excellent	36	19%

16. Your type of accommodation at IPB / Tipo de alojamento no IPB:



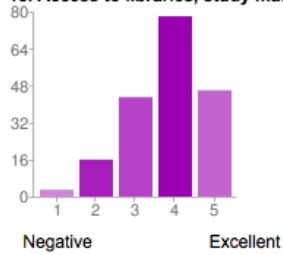
Apartment or house together with other students / Apartamento dividido com outros alunos	168	90%
Private housing / Alojamento privado	17	9%
Youth Hostel / Pousada de Juventude	0	0%
Other	1	1%

17. How did you find your accommodation? / Como encontrou o seu alojamento?

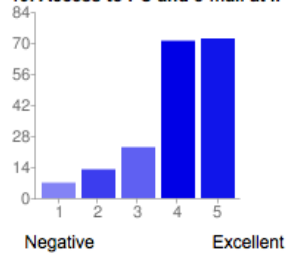


Riskivector (Abílio and Vítor)	130	70%
Friends or family / Amigos ou Familiares	15	8%
Estate Agency / Agência imobiliária	27	15%
Other	15	8%

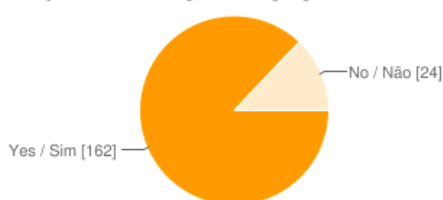
People may select more than one checkbox, so percentages may add up to more than 100%.

18. Access to libraries, study materials / Acesso às bibliotecas e materiais de estudo:


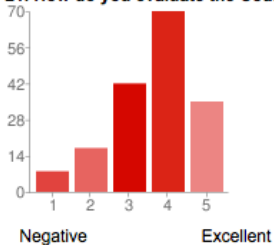
1 - Negative	3	2%
2	16	9%
3	43	23%
4	78	42%
5 - Excellent	46	25%

19. Access to PC and e-mail at IPB / Acesso a computadores e serviços electrónicos:


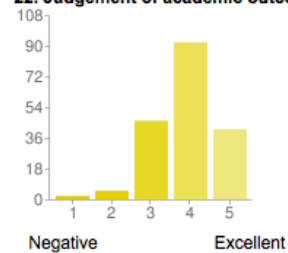
1 - Negative	7	4%
2	13	7%
3	23	12%
4	71	38%
5 - Excellent	72	39%

20. Did you attend Portuguese Language Course offered by IPB? / Assistiu ao Curso de Língua Portuguesa oferecido pelo IPB?


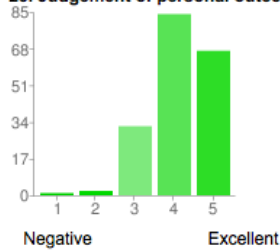
Yes / Sim	162	87%
No / Não	24	13%

21. How do you evaluate the Course / Avaliação do Curso de Língua Portuguesa oferecido pelo IPB?


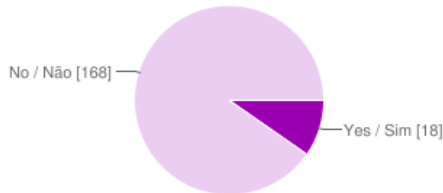
1 - Negative	8	4%
2	17	9%
3	42	23%
4	70	38%
5 - Excellent	35	19%

22. Judgement of academic outcome of the international period / Avaliação do período académico de mobilidade:


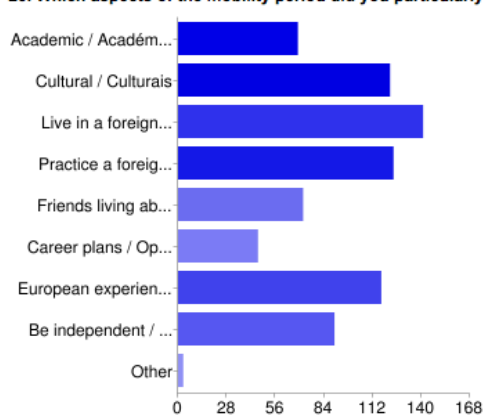
1 - Negative	2	1%
2	5	3%
3	46	25%
4	92	49%
5 - Excellent	41	22%

23. Judgement of personal outcome of the mobility period / Avaliação pessoal do período de mobilidade:


Rating	Count	Percentage
1 - Negative	1	1%
2	2	1%
3	32	17%
4	84	45%
5 - Excellent	67	36%

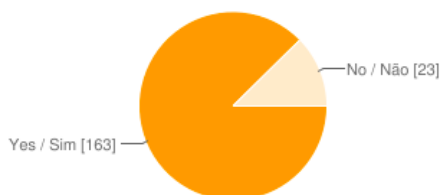
24. Did you have any serious problems during the period mobility? / Teve problemas graves durante o seu período de mobilidade no IPB?


Response	Count	Percentage
Yes / Sim	18	10%
No / Não	168	90%

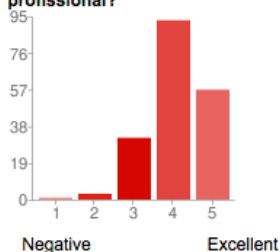
25. Which aspects of the mobility period did you particularly appreciate? / Que aspectos particulares apreciou durante a sua estadia no IPB?


Aspect	Count	Percentage
Academic / Académicos	69	38%
Cultural / Culturais	122	67%
Live in a foreign country / Viver num país estrangeiro	141	77%
Practice a foreign language / Praticar uma língua estrangeira	124	68%
Friends living abroad / Amigos a viver no estrangeiro	72	39%
Career plans / Oportunidades de carreira	46	25%
European experience / Experiência Europeia	117	64%
Be independent / Independência	90	49%
Other	3	2%

People may select more than one checkbox, so percentages may add up to more than 100%.

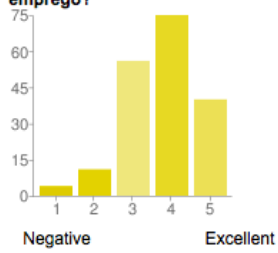
26. Are you more likely to consider working in another European country after graduation as a result of your Erasmus experience? / Considera a hipótese de vir a trabalhar num outro país europeu, após o seu período de Mobilidade?


Response	Count	Percentage
Yes / Sim	163	88%
No / Não	23	12%

27. Do you think the mobility period will help you in your career? / Pensa que o seu período de mobilidade poderá contribuir para a sua carreira profissional?


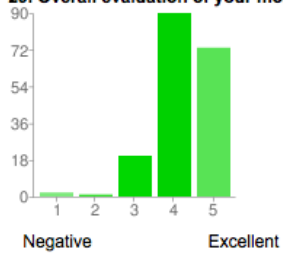
Rating	Count	Percentage
1 - Negative	1	1%
2	3	2%
3	32	17%
4	93	50%
5 - Excellent	57	31%

28. Do you think the mobility period will help you in finding a job? / Pensa que o seu período de mobilidade poderá ajudar-lhe em encontrar um emprego?



1 - Negative	4	2%
2	11	6%
3	56	30%
4	75	40%
5 - Excellent	40	22%

29. Overall evaluation of your mobility period / Avaliação global da mobilidade:



1 - Negative	2	1%
2	1	1%
3	20	11%
4	90	48%
5 - Excellent	73	39%