

Avaliação da mobilidade – ano lectivo 2014/2015

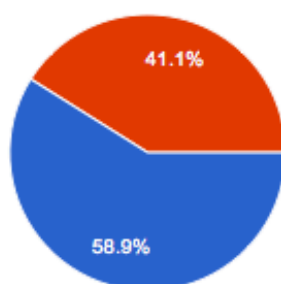
Programa Erasmus – Estudantes recebidos

Evaluation of mobility – academic year 2014/2015

Erasmus programme – Incoming students

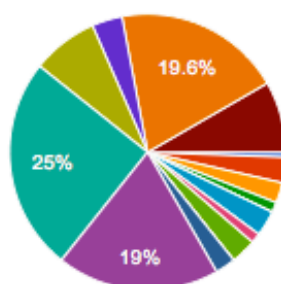
168 responses

1. Gender / Sexo



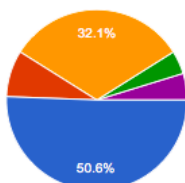
Female / Feminino	99	58.9%
Male / Masculino	69	41.1%

2. Country / País



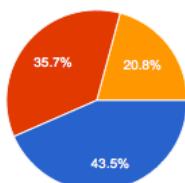
Bulgaria	1	0.6%
Croatia	5	3%
Czech Republic	4	2.4%
Estonia	2	1.2%
France	0	0%
Germany	5	3%
Greece	2	1.2%
Hungary	5	3%
Italy	0	0%
Latvia	4	2.4%
Lithuania	32	19%
Poland	42	25%
Romania	13	7.7%
Slovaquia	6	3.6%
Spain	33	19.6%
Turkey	14	8.3%

3. Receiving IPB School / Escola de acolhimento no IPB



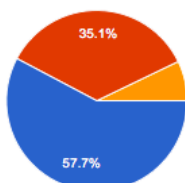
Technology and Management School / ESTiG	85	50.6%
Communication, Management and Tourism School (Mirandela) / EsACT	14	8.3%
Education School / ESE	54	32.1%
Agriculture School / ESA	7	4.2%
Health School / ESSa	8	4.8%

4. Mobility period at IPB / Duração da mobilidade no IPB



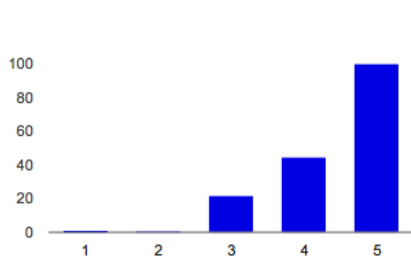
1st Semester / 1º Semestre	73	43.5%
2nd Semester / 2º Semestre	60	35.7%
Entire year / Ano inteiro	35	20.8%

5. Do you consider the mobility period at IPB: / Considera que a duração da mobilidade no IPB foi:



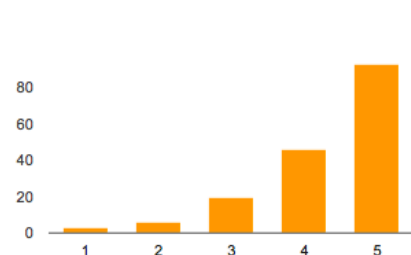
Just right / Adequado	97	57.7%
Too short / Demasiado curto	59	35.1%
Too Long / Demasiado longo	12	7.1%

6. How do you evaluate the support given by the IPB's International Relations Office before and during your study period at IPB? / Como avalia o apoio prestado pelo Gabinete de Relações Internacionais do IPB antes e durante a sua estadia no IPB?



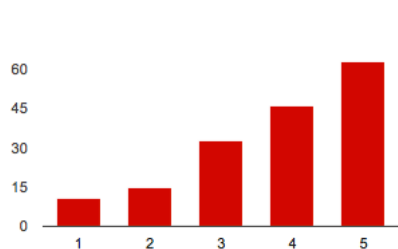
Very Poor: 1	1	0.6%
2	0	0%
3	22	13.1%
4	45	26.8%
Excellent: 5	100	59.5%

7. How do you evaluate the support given by the IPB School Erasmus Coordinators during your study period at IPB? / Como avalia o apoio prestado pelos Coordenadores Erasmus da Escola do IPB durante a sua estadia no IPB?



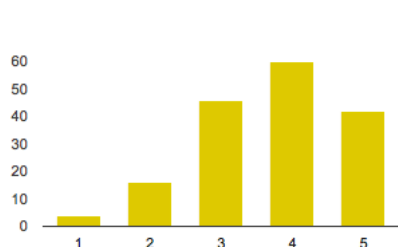
Very Poor: 1	3	1.8%
2	6	3.6%
3	20	11.9%
4	46	27.4%
Excellent: 5	93	55.4%

8. How do you evaluate the support given by your home Institution before and during your study period at IPB? / Como avalia o apoio prestado pela sua Instituição de origem antes e durante a sua estadia no IPB?



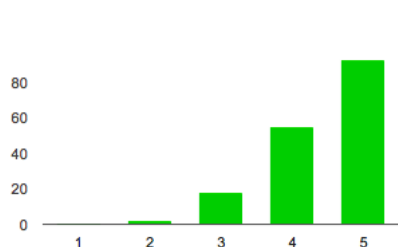
Very Poor: 1	11	6.5%
2	15	8.9%
3	33	19.6%
4	46	27.4%
Excellent: 5	63	37.5%

9. How do you consider your degree of integration with the IPB students? / Como considera o seu grau de integração com os alunos do IPB?



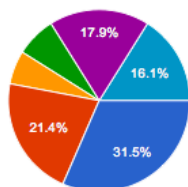
Very Poor: 1	4	2.4%
2	16	9.5%
3	46	27.4%
4	60	35.7%
Excellent: 5	42	25%

10. How do you consider your degree of integration with the Erasmus and international students from other countries than your own? / Como considera o seu grau de integração com os alunos Erasmus e internacionais de outros países que não o seu?



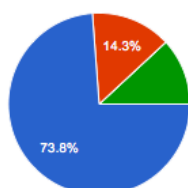
Very Poor: 1	0	0%
2	2	1.2%
3	18	10.7%
4	55	32.7%
Excellent: 5	93	55.4%

11. How do you evaluate the support given by your Buddy? / Como avalia o apoio fornecido pelo seu Buddy?

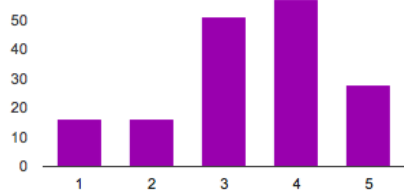


I didn't need the help of the Buddy / Não necessitei da ajuda do Buddy	53	31.5%
1 - Very poor / Mau	36	21.4%
2 - Poor / Mediocre	10	6%
3 - Average / Suficiente	12	7.1%
4 - Good / Bom	30	17.9%
5 - Excellent / Excelente	27	16.1%

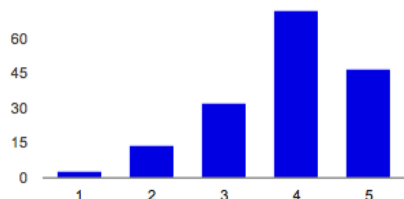
12. How did you find your accommodation at IPB? / Onde obteve alojamento durante a sua estadia no IPB?



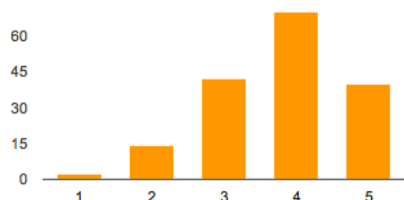
Riskivector (Abílio and Vítor)	124	73.8%
Estate Agency / Agência imobiliária	24	14.3%
Youth Hostel / Pousada de Juventude	0	0%
Other / Outro	20	11.9%

13. How do you evaluate the quality of that accommodation? / Como avalia a qualidade desse alojamento?


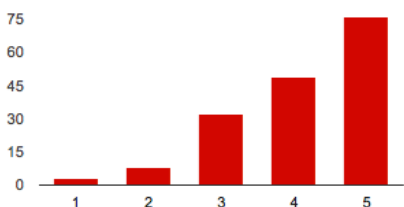
Very Poor: 1	16	9.5%
2	16	9.5%
3	51	30.4%
4	57	33.9%
Excellent: 5	28	16.7%

14. How do you evaluate the quality of the IPB teachers? / Como avalia a qualidade dos docentes do IPB?


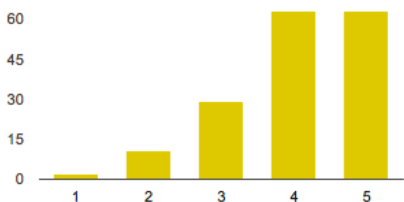
Very Poor: 1	3	1.8%
2	14	8.3%
3	32	19%
4	72	42.9%
Excellent: 5	47	28%

15. How do you evaluate the quality of the course units and study materials at IPB? / Como avalia a qualidade das unidades curriculares e dos materiais de estudo no IPB?


Very Poor: 1	2	1.2%
2	14	8.3%
3	42	25%
4	70	41.7%
Excellent: 5	40	23.8%

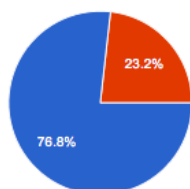
16. How do you evaluate the access to IPB libraries and study materials? / Como avalia o acesso às bibliotecas e a materiais de estudo no IPB?


Very Poor: 1	3	1.8%
2	8	4.8%
3	32	19%
4	49	29.2%
Excellent: 5	76	45.2%

17. How do you evaluate the access to PC and e-mail service at IPB? / Como avalia o acesso a computadores e serviços eletrónicos no IPB?


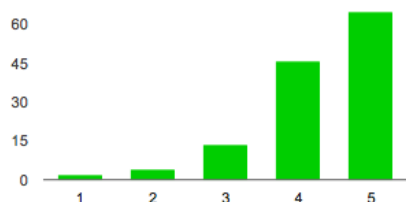
Very Poor: 1	2	1.2%
2	11	6.5%
3	29	17.3%
4	63	37.5%
Excellent: 5	63	37.5%

18. Did you attend the Portuguese Language course offered by IPB? / Frequentou o curso de Língua Portuguesa oferecido pelo IPB?



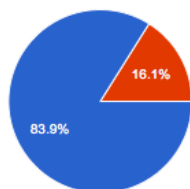
Yes / Sim	129	76.8%
No / Não	39	23.2%

19. If yes, how do you evaluate the Portuguese Language course offered by IPB? / Se sim, como avalia o curso de Língua Portuguesa oferecido pelo IPB?



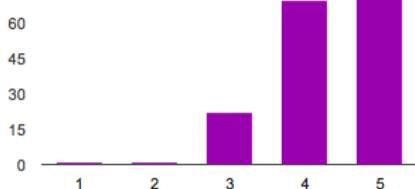
Very Poor: 1	2	1.5%
2	4	3.1%
3	14	10.7%
4	46	35.1%
Excellent: 5	65	49.6%

20. Do you consider your language competences were enough for your mobility? / Considera que os seus conhecimentos em línguas estrangeiras foram suficientes para a sua mobilidade?



Yes / Sim	141	83.9%
No / Não	27	16.1%

21. How do you globally evaluate your mobility at IPB? / Como avalia globalmente a mobilidade efetuada no IPB?



Very Poor: 1	1	0.6%
2	1	0.6%
3	22	13.1%
4	70	41.7%
Excellent: 5	74	44%